

# The Original Caravan Mover



The Original Caravan Mover allows you to position your single axle caravan exactly where you want it with inch perfect precision. You can move your caravan forwards, backwards and through 360° both clockwise and anti clockwise. The drive rollers engage effortlessly onto the tyres and enables you to move your caravan in the wettest and muddiest of conditions. Uneven surfaces, curbs and even 1 in 4 slopes are not a problem for this mover. The 'Original' was the first mover onto the market over 10 years ago and continues to take the backache out of moving a caravan.

## Smooth Start

The Original Caravan Mover now comes with smooth start as standard.

### Features

- Moves caravan forwards, backwards and through 360°
- Will work on wet and uneven surfaces and slopes up to 25%
- Optional cross actuation kit
- Can be used to align caravan for hitching

## Cross Actuation Kit

The cross actuation kit allows you to engage/disengage both rollers onto the road wheels simultaneously from either side of your caravan. This feature is ideal if the caravan is parked in a tight space



Cross actuation kit

where access to one side is limited or where you wish to increase security to your van by locating the caravan in a secure position (i.e. door tight to a wall), and then be able to disengage both rollers from the other side.

Comfort on the move



Featuring new 'Smooth Start' action for precision coupling and parking. Ensures judder-free movement of caravan even on slopes.

Optional cross actuation kit available

The Original Caravan Mover is for single axle caravans that come without shock absorbers:

**Technical data**

Weight:

Standard 30kg

Electrical power consumption:

Average 15A, maximum 60A.

Stand by current 15mA

Recommended minimum battery capacity 90Ah

Performance:

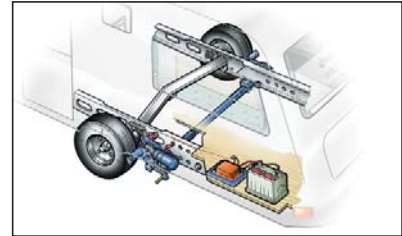
1,200kg safely up or down a 1:4 slope

Attainable speed:

Approx 30cm/sec

Ask for more details from

your local Truma dealer



Single Axle Caravan Mover

## Will it fit my caravan?

### Caravan Mover fitting assessment form

To assess the compatibility of the chassis, please take measurements at the points shown on the diagram below and refer to tables. Measurements are taken in the area directly in front of the caravan wheels.

**Table 1. Caravan without shock absorbers fitted**

	A	B	C	D	E	F	G	H
MIN (MM)	185	30	2.8	90	N/A	N/A	195	240
MAX (MM)	N/A	48	3.5	N/A	1760	2400	N/A	N/A

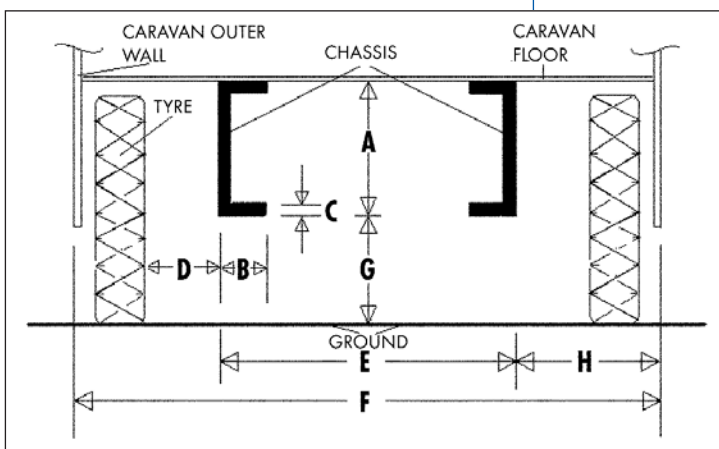
If shock absorbers are fitted, the Original Mover isn't suitable and a New Generation Mover is required.

Original Caravan Mover is unsuitable for fitting to an aluminium chassis.


The underside of the van should be clear of obstructions such as ducting, jacking points, spare wheel carrier, waste pipes and water tanks in the following areas:

(a) Between the outside of the chassis and inside of the tyre up to 460mm (18 inches) in front of the wheels.

(b) Below chassis level, just in front of the wheels, looking across the width of the van. (Note: Brake cables do not cause obstruction).



Allows you to effortlessly position your caravan where you want it



Can be used to align caravan for hitching

Truma (UK) Limited  
Park Lane  
Dove Valley Park  
South Derbyshire  
DE65 5BG

Tel: 01283 586050  
Fax: 01283 586051  
Email: sales@trumauk.com  
Service tel: 01283 586020  
Service fax: 01283 586029  
Internet: www.trumauk.com